



Natural Stone Veneer Collection

Natural Stone Veneer Collection



Collections

Designer Series

Ledgewall

Mosaic

Splitface

Square & Rectangles



Pros of Natural Stone

- *Adds greater value to the structure
- *Adds more protection to the structure
- *Little to no maintenance
- *Highly durable
- *No artificial color or repeated color pattern, each stone is unique
- *No efflorescence
- *No color fading
- *100% natural stone, environmentally friendly

Everlast offers a variety of natural stone veneers from various regions with a unique selection of colors and finishes. Since the beginning, natural stone has been the primary choice for elegance, natural beauty and exquisite taste.


All collections are available in additional applications to better assist you in completing your project.



Designer Series Collection




Mix & Match to create
your custom blend



Backbay



Kensington



Newberry




Tribeca

Premium hand-selected natural veneer flats and corners provide an elegant touch and timeless beauty at a competitive price.

Each stone is carefully selected from our quarries to provide top quality, minimal waste and provide you with unique material for your project. Installation is comparable to manufactured stone while still being competitively priced. Thickness ranges from 1" (+/-), with a face range of approximately 4-12". Veneer is packaged in 4 SQ FT boxes, corners packaged in 3 LN FT boxes. Snapped veneer and corners, blends and additional colors are available upon request.



Designer Series Ledgestone Collection




Newberry



Newberry Ledgestone has a rise of 2"-3"-4" per piece, with a tolerance of (+/-) 1/16". The thickness (Bed Depth) is 3/4"-1". It will not exceed 1 1/4" in thickness. This is to maintain an average weight of less than 15 lbs. per sq. ft. Flats will be packaged 5 sq. ft. per box.

The corners are a 2 piece mitered corner. Each box of corners will contain 5 sq. ft. of stone with mitered ends. This will cover 6 linear ft. of one side of the corner or 3 linear ft. double sided.



Select Thin Veneer Collection



Autumn Brown



Black Regency



Carolina Rose



Catawba Brown



Chocolate Grey



Dove Grey



Emerald Grey



Mojave



Mountain Mist



Swiss Sparkle

Select Thin Veneer stone is part of the Southern Stone line. This material is available in many different colors and applications. Blends are available upon special request.

Select Thin Veneer Collection



Packaging:



Irregular Corner



Cylinder Packaging

Veneer ranges in thickness from 3/4" to 1 1/2" thick, with a face range varying from 4"-20". Average coverage per ton is between 80 - 120 square feet, depending on installation technique and installer. Irregular corners are packaged 50 LN FT per crate.

Select Thin Veneer Collection



Squares & Rectangles
packaging



Squares & Rectangles
Corner



Black Regency




Carolina Rose



Chocolate Grey



Dove Grey



Emerald Grey



Swiss Sparkle

Select Thin Veneer Squares and Rectangles are part of the Southern Stone line. This material is guillotined to create the SQ/REC look. Veneer ranges from $\frac{3}{4}$ " to $1\frac{1}{2}$ " thick, with a face range varying from 4-20". Flats are packaged in 25 Sq Ft packs/4 packs per pallet and the corners are packaged 5 Ln Ft packs/4 packs per pallet. This material is available in a full bed depth material upon special request.

Splitface Veneer Collection



Crema Eda® Marble and Terra Travertine 3" 6" 9" Splitface Blend



Available Finishes:

4" Splitface

6" Splitface

3" 6" 9" Splitface



Crema Eda® Marble 4" Splitface



Deep Blue® Marble 4" Splitface



Terra Travertine 3" 6" 9" Splitface

Splitface veneer collection is available in both marble and travertine in a few select colors and finishes. Thickness ranges from 5/8" - 1 3/16" and (+/-) 13 lbs per SQ FT. Packaged 144 SQ FT per crate. Corners are packaged 144 LN FT per crate. Add an elegant finishing touch to your project with this collection.

Ledgewall Collection



DIY Friendly - Start Your
Backyard Transformation Today



Panel Size 6"x24"
Weight 13.5 lbs.
Flat - 11 lbs.
Rough - 13 lbs.



Columns & Caps to match



Corner Size 17.5"x5.5"



Ledgewall Collection



Cream White Quartz Flat



Desert Gold Flat



Multicolor Flat



Desert Gold Rough



Multicolor Rough

Pre-assembled stacked natural stone pieces create a panel that can be used in a wide range of veneer applications. Interlocking ends make the joints virtually undetectable after installation. Panels are available in ROUGH and FLAT which can be used for exterior as well as interior. Panels are under 15 lbs per SQ FT, which allows installation without any additional structural modifications and costs.

To locate a dealer in your area,
please submit a contact form at

www.everlaststone.com

Authorized Dealer in your location:



All stone products have natural variations in size and color. The images depicted in this catalog are average size and color. Actual products purchased may vary in size and color. All packaging information is based on average per unit of measure sold.